

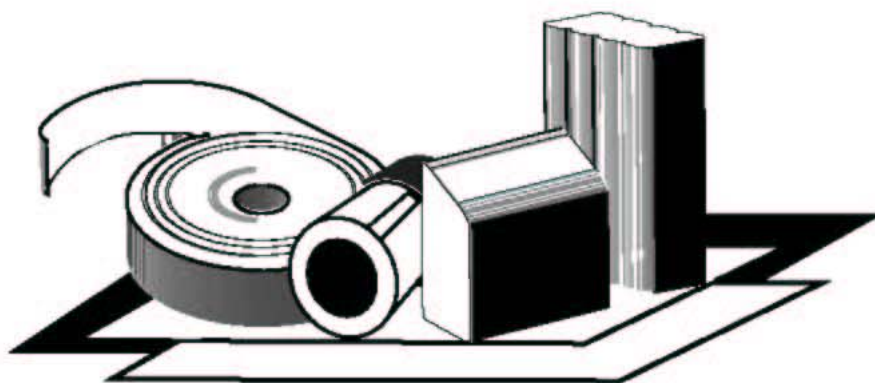
***J.W. ROGERS PTY LTD***

ABN 64 009 319 966

---

# **Quality Foam Products Catalogue**

---



44 Irvine Drive MALAGA 6090  
Ph: (08) 9249 3911  
Fax: (08) 9249 3905  
**[www.jwrogers.com.au](http://www.jwrogers.com.au)**

**\*\*\*\*\*Remember ROGERS for Rubber & Plastic \*\*\*\*\***

# **TABLE OF CONTENTS**

<b>CROSS - LINKED CLOSED CELL FOAMS .....</b>	<b>4</b>
APPLICATION AREAS.....	8
<b>EVA CLOSED CELL FOA .....</b>	<b>9</b>
EVA30 BLACK FOAM .....	9
EVA30 WHITE FOAM .....	10
EVA30 BLUE EXTRUDED FOAM.....	11
EVA30 BLACK EXTRUDED FOAM.....	12
EVA45 BLACK FOAM .....	13
EVA45 WHITE FOAM .....	14
EVA45 YELLOW EXTRUDED FOAM .....	15
EVA45 WHITE EXTRUDED FOAM .....	16
EVA75 BLACK FOAM .....	17
EVA75 WHITE FOAM .....	18
EVA75 BLACK EXTRUDED FOAM.....	19
EVA100 BLACK FOAM.....	20
EVA100 WHITE FOAM .....	21
EVA120 BLACK FOAM.....	22
EVA120 WHITE FOAM .....	23
EVA150 BLACK FOAM.....	24
EVA150 WHITE FOAM .....	25
EVA180 BLACK FOAM.....	26
EVA180 WHITE FOAM.....	27
EVA220 BLACK FOAM.....	28
EVA220 WHITE FOAM.....	29
<b>PE CLOSED CELL FOAM.....</b>	<b>30</b>
PE 30 BLACK FOAM .....	30
PE 30 BLACK FOAM 'OVERSIZED' .....	31
PE 30 BLACK EXTRUDED FOAM .....	32
PE 30 WHITE FOAM.....	33
PE 30 WHITE 'EXTRUDED FOAM' .....	34
PE 30 WHITE FOAM 'OVERSIZED' .....	35
PE 45 BLACK FOAM .....	36
PE 45 BLACK 'EXTRUDED FOAM' .....	37
PE 45 WHITE FOAM.....	38
PE 45 BLUE 'EXTRUDED FOAM' .....	39
PE 75 BLACK FOAM .....	40
PE 75 WHITE FOAM.....	41
PE 100 BLACK FOAM .....	42
PE 100 BLACK 'EXTRUDED FOAM' .....	43
PE 100 WHITE FOAM .....	44
PE 130 WHITE FOAM .....	45
<b>EXPANSION JOINT FILLER.....</b>	<b>46</b>
PE FLEXIBLE EXPANSION JOINTING (ZIPPED).....	49
<b>BACKING ROD.....</b>	<b>50</b>
<b>PIPE LAGGING.....</b>	<b>51</b>

5MM PIPE LAGGING .....	51
10MM PIPE LAGGING .....	51
<b>RIGID JOINT.....</b>	<b>52</b>
10MM RIGID JOINT .....	52
20MM RIGID JOINT .....	52
<b>ROOF INFILL STRIPS.....</b>	<b>53</b>
<b>PACKAGING MATERIALS.....</b>	<b>54</b>
TAPE POLYPROPYLENE PACKAGING.....	54
TAPE MASKING GENERAL PURPOSE .....	54
TAPE PVC JOINING (DUCT TAPE).....	54
TAPE DISPENSER.....	54
ADHESIVE ENVELOPES.....	54
POLY STRAPPING .....	55
POLY BUCKLES.....	55
BUBBLE WRAP .....	55
BUBBLE WRAP ANTISTATIC.....	55
CORRUGATED CARDBOARD .....	55
<b>STRETCH WRAP .....</b>	<b>56</b>
STRETCH FILM.....	56
STRETCHWRAP DISPENSER.....	56
PALLET BAGS (PERFERATED ROLLS) .....	56
PALLET TOP SHEETS (PERFERETED ROLL).....	56
BLUE PERFERATED SHEETS.....	57
ASBESTOS REMOVAL BAGS.....	57

# CROSS - LINKED CLOSED CELL FOAMS

## CHARACTERISTICS:

**J.W. ROGERS PTY LTD** produces a choice of Polyethylene and Ethylene Vinyl Acetate in a range of densities designed to meet selection criteria for a wide range of applications and methods of fabrication.



**J.W. ROGERS PTY LTD** PE & EVA Foams provide a wide range of unique performance characteristics and are available in a normal density range between 30kg/m<sup>3</sup> and 350kg/m<sup>3</sup>. These foams provide cost effective replacements for many materials including felt, neoprene, natural rubber, polyurethane foam, PVC foam, wood composite, mineral wood and fiberglass and are available in a wide range of standard colours.


## **POLYETHYLENE FOAMS versus EVA FOAMS....**

J.W. ROGERS PTY LTD Polyethylene and Ethylene Vinyl Acetate Foams are similar materials and are difficult to tell apart. The main differences are....

- Polyethylene Foams is firmer and more resistant to heat.
- Eva is softer, more resilient, and has stronger recovery after compression.

In combination, laminations of PE & EVA Foams provide very precise densities for special applications requirements.

***\*\* Remember ROGERS for Rubber & Plastic \*\****



#### **HEALTH & SAFETY....**

- All raw materials used in the production of J.W. ROGERS PTY LTD Polyethylene and EVA Foams comply with today's health and safety regulations. The product is free from Formaldehyde and carcinogenic substances. No CFC substances are used in the production of J.W. ROGERS PTY LTD Foams.

## PROCESSING & FABRICATION....


Polyethylene and Ethylene Vinyl Acetate Closed Cell Foams can be fabricated using the following methods:

- Die Cutting, Slitting, Punching, Sewing, Adhesive, and Heat Bonding
- Moulding, embossing, Printing, Tufting.
- Heat laminating with paper, plastics, textiles, metals, wood, etc
- Thermoforming
- Press moulding



## **SPECIAL FEATURES:**

- Fine uniform closed cell structure
- High energy absorption
- Good weather & chemical resistance
- Low water vapour transmission
- Excellent thermo & press - forming characteristics
- Excellent mechanical properties
- Broad working temperature range
- Low water absorption
- Good oil & fuel resistance
- Excellent Thermal insulation properties
- Excellent buoyancy properties
- Environmentally friendly, safe disposal.



# Application Areas

## **APPLIANCES**

- Gaskets
- Vibration Pads

## **HEALTH CARE**

- Splinting
- Cervical Collars
- Orthopaedic Shoes and Insoles
- Exercise Mats

## **MISCELLANEOUS**

- Carpet Underlay
- Domestic Mats
- Industrial Workstation Mats
- Promotional Materials

## **AUTOMOTIVE**

- Gaskets and Seals

## **MILITARY**

- All Weather Sleeping Mats
- Weapon Packaging
- Helmet Liners
- Trauma Padding
- Riot Shields

## **AEROSPACE AND AVIATION**

- Seating
- Floatation Cushions
- Sound Installation
- Ducting Lining

## **BUILDING AND CONSTRUCTION**

- Pipe Insulation
- Floor Underlay
- Concrete Curing Blankets
- Roof and Walls
- Cladding Insulation
- Expansion Joints
- Frost Protection
- Sealing Backers
- Eaves Filler Strips
- Concrete Filler Strips

## **PACKAGING**

- Cushion Packaging
- Corner Pads
- Case Inserts
- Display Packaging

## **MARINE**

- Life Jackets
- Lifebuoys
- Boat Fenders
- Oil Booms
- Floating Hoses
- Anchor Buoyancy

## **SPORTS & LEISURE**

- Buoyancy Aids
- Swim Vests
- Pool Games
- Camping Mats
- Waterslide Mats
- Gymnasium Mats
- Sports Shoe Insoles
- Body Protection
- Canoe Seats & Floatation Aids
- Toys and Games
- Helmet Liners
- Backpack Padding



# **EVA CLOSED CELL FOA**

## **EVA30 BLACK FOAM**

<b>PRODUCT CODE</b>	<b>DESCRIPTION</b>	<b>THICKNESS</b>	<b>SHEET SIZE</b>
12000003	EVA30 Black Closed Cell Foam	3mm	1000mm x 2000mm
12000004	EVA30 Black Closed Cell Foam	4mm	1000mm x 2000mm
12000005	EVA30 Black Closed Cell Foam	5mm	1000mm x 2000mm
12000006	EVA30 Black Closed Cell Foam	6mm	1000mm x 2000mm
12000008	EVA30 Black Closed Cell Foam	8mm	1000mm x 2000mm
12000009	EVA30 Black Closed Cell Foam	9mm	1000mm x 2000mm
12000010	EVA30 Black Closed Cell Foam	10mm	1000mm x 2000mm
12000012	EVA30 Black Closed Cell Foam	12mm	1000mm x 2000mm
12000015	EVA30 Black Closed Cell Foam	15mm	1000mm x 2000mm
12000020	EVA30 Black Closed Cell Foam	20mm	1000mm x 2000mm
12000025	EVA30 Black Closed Cell Foam	25mm	1000mm x 2000mm
12000030	EVA30 Black Closed Cell Foam	30mm	1000mm x 2000mm
12000035	EVA30 Black Closed Cell Foam	35mm	1000mm x 2000mm
12000040	EVA30 Black Closed Cell Foam	40mm	1000mm x 2000mm
12000045	EVA30 Black Closed Cell Foam	45mm	1000mm x 2000mm
12000050	EVA30 Black Closed Cell Foam	50mm	1000mm x 2000mm

# EVA30 WHITE FOAM

PRODUCT CODE	DESCRIPTION	THICKNESS	SHEET SIZE
12001003	EVA30 White Closed Cell Foam	3mm	1000mm x 2000mm
12001004	EVA30 White Closed Cell Foam	4mm	1000mm x 2000mm
12001005	EVA30 White Closed Cell Foam	5mm	1000mm x 2000mm
12001006	EVA30 White Closed Cell Foam	6mm	1000mm x 2000mm
12001008	EVA30 White Closed Cell Foam	8mm	1000mm x 2000mm
12001009	EVA30 White Closed Cell Foam	9mm	1000mm x 2000mm
12001010	EVA30 White Closed Cell Foam	10mm	1000mm x 2000mm
12001012	EVA30 White Closed Cell Foam	12mm	1000mm x 2000mm
12001015	EVA30 White Closed Cell Foam	15mm	1000mm x 2000mm
12001020	EVA30 White Closed Cell Foam	20mm	1000mm x 2000mm
12001025	EVA30 White Closed Cell Foam	25mm	1000mm x 2000mm
12001030	EVA30 White Closed Cell Foam	30mm	1000mm x 2000mm
12001035	EVA30 White Closed Cell Foam	35mm	1000mm x 2000mm
12001040	EVA30 White Closed Cell Foam	40mm	1000mm x 2000mm
12001045	EVA30 White Closed Cell Foam	45mm	1000mm x 2000mm
12001050	EVA30 White Closed Cell Foam	50mm	1000mm x 2000mm

# EVA30 BLUE EXTRUDED FOAM

PRODUCT CODE	DESCRIPTION	THICKNESS	SHEET SIZE
12002003E	EVA30E Blue Closed Cell Foam	3mm	1000mm x 2000mm
12002004E	EVA30E Blue Closed Cell Foam	4mm	1000mm x 2000mm
12002005E	EVA30E Blue Closed Cell Foam	5mm	1000mm x 2000mm
12002006E	EVA30E Blue Closed Cell Foam	6mm	1000mm x 2000mm
12002008E	EVA30E Blue Closed Cell Foam	8mm	1000mm x 2000mm
12002009E	EVA30E Blue Closed Cell Foam	9mm	1000mm x 2000mm
12002010E	EVA30E Blue Closed Cell Foam	10mm	1000mm x 2000mm
12002012E	EVA30E Blue Closed Cell Foam	12mm	1000mm x 2000mm
12002015E	EVA30E Blue Closed Cell Foam	15mm	1000mm x 2000mm
12002020E	EVA30E Blue Closed Cell Foam	20mm	1000mm x 2000mm
12002025E	EVA30E Blue Closed Cell Foam	25mm	1000mm x 2000mm
12002030E	EVA30E Blue Closed Cell Foam	30mm	1000mm x 2000mm
12002035E	EVA30E Blue Closed Cell Foam	35mm	1000mm x 2000mm
12002040E	EVA30E Blue Closed Cell Foam	40mm	1000mm x 2000mm
12002045E	EVA30E Blue Closed Cell Foam	45mm	1000mm x 2000mm
12002050E	EVA30E Blue Closed Cell Foam	50mm	1000mm x 2000mm

# EVA30 BLACK EXTRUDED FOAM

PRODUCT CODE	DESCRIPTION	THICKNESS	SHEET SIZE
12000003E	EVA30E Black Closed Cell Foam	3mm	1000mm x 2000mm
12000004E	EVA30E Black Closed Cell Foam	4mm	1000mm x 2000mm
12000005E	EVA30E Black Closed Cell Foam	5mm	1000mm x 2000mm
12000006E	EVA30E Black Closed Cell Foam	6mm	1000mm x 2000mm
12000008E	EVA30E Black Closed Cell Foam	8mm	1000mm x 2000mm
12000009E	EVA30E Black Closed Cell Foam	9mm	1000mm x 2000mm
12000010E	EVA30E Black Closed Cell Foam	10mm	1000mm x 2000mm
12000012E	EVA30E Black Closed Cell Foam	12mm	1000mm x 2000mm
12000015E	EVA30E Black Closed Cell Foam	15mm	1000mm x 2000mm
12000020E	EVA30E Black Closed Cell Foam	20mm	1000mm x 2000mm
12000025E	EVA30E Black Closed Cell Foam	25mm	1000mm x 2000mm
12000030E	EVA30E Black Closed Cell Foam	30mm	1000mm x 2000mm
12000035E	EVA30E Black Closed Cell Foam	35mm	1000mm x 2000mm
12000040E	EVA30E Black Closed Cell Foam	40mm	1000mm x 2000mm
12000045E	EVA30E Black Closed Cell Foam	45mm	1000mm x 2000mm
12000050E	EVA30E Black Closed Cell Foam	50mm	1000mm x 2000mm

# EVA45 BLACK FOAM

PRODUCT CODE	DESCRIPTION	THICKNESS	SHEET SIZE
12005003	EVA45 Black Closed Cell Foam	3mm	1000mm x 2000mm
12005004	EVA45 Black Closed Cell Foam	4mm	1000mm x 2000mm
12005005	EVA45 Black Closed Cell Foam	5mm	1000mm x 2000mm
12005006	EVA45 Black Closed Cell Foam	6mm	1000mm x 2000mm
12005008	EVA45 Black Closed Cell Foam	8mm	1000mm x 2000mm
12005009	EVA45 Black Closed Cell Foam	9mm	1000mm x 2000mm
12005010	EVA45 Black Closed Cell Foam	10mm	1000mm x 2000mm
12005012	EVA45 Black Closed Cell Foam	12mm	1000mm x 2000mm
12005015	EVA45 Black Closed Cell Foam	15mm	1000mm x 2000mm
12005020	EVA45 Black Closed Cell Foam	20mm	1000mm x 2000mm
12005025	EVA45 Black Closed Cell Foam	25mm	1000mm x 2000mm
12005030	EVA45 Black Closed Cell Foam	30mm	1000mm x 2000mm
12005035	EVA45 Black Closed Cell Foam	35mm	1000mm x 2000mm
12005040	EVA45 Black Closed Cell Foam	40mm	1000mm x 2000mm
12005045	EVA45 Black Closed Cell Foam	45mm	1000mm x 2000mm
12005050	EVA45 Black Closed Cell Foam	50mm	1000mm x 2000mm

# EVA45 WHITE FOAM

PRODUCT CODE	DESCRIPTION	THICKNESS	SHEET SIZE
12006003	EVA45 White Closed Cell Foam	3mm	1000mm x 2000mm
12006004	EVA45 White Closed Cell Foam	4mm	1000mm x 2000mm
12006005	EVA45 White Closed Cell Foam	5mm	1000mm x 2000mm
12006006	EVA45 White Closed Cell Foam	6mm	1000mm x 2000mm
12006008	EVA45 White Closed Cell Foam	8mm	1000mm x 2000mm
12006009	EVA45 White Closed Cell Foam	9mm	1000mm x 2000mm
12006010	EVA45 White Closed Cell Foam	10mm	1000mm x 2000mm
12006012	EVA45 White Closed Cell Foam	12mm	1000mm x 2000mm
12006015	EVA45 White Closed Cell Foam	15mm	1000mm x 2000mm
12006020	EVA45 White Closed Cell Foam	20mm	1000mm x 2000mm
12006025	EVA45 White Closed Cell Foam	25mm	1000mm x 2000mm
12006030	EVA45 White Closed Cell Foam	30mm	1000mm x 2000mm
12006035	EVA45 White Closed Cell Foam	35mm	1000mm x 2000mm
12006040	EVA45 White Closed Cell Foam	40mm	1000mm x 2000mm
12006045	EVA45 White Closed Cell Foam	45mm	1000mm x 2000mm
12006050	EVA45 White Closed Cell Foam	50mm	1000mm x 2000mm

# EVA45 YELLOW EXTRUDED FOAM

PRODUCT CODE	DESCRIPTION	THICKNESS	SHEET SIZE
12007003E	EVA45E Yellow Closed Cell Foam	3mm	1000mm x 2000mm
12007004E	EVA45E Yellow Closed Cell Foam	4mm	1000mm x 2000mm
12007005E	EVA45E Yellow Closed Cell Foam	5mm	1000mm x 2000mm
12007006E	EVA45E Yellow Closed Cell Foam	6mm	1000mm x 2000mm
12007008E	EVA45E Yellow Closed Cell Foam	8mm	1000mm x 2000mm
12007009E	EVA45E Yellow Closed Cell Foam	9mm	1000mm x 2000mm
12007010E	EVA45E Yellow Closed Cell Foam	10mm	1000mm x 2000mm
12007012E	EVA45E Yellow Closed Cell Foam	12mm	1000mm x 2000mm
12007015E	EVA45E Yellow Closed Cell Foam	15mm	1000mm x 2000mm
12007020E	EVA45E Yellow Closed Cell Foam	20mm	1000mm x 2000mm
12007025E	EVA45E Yellow Closed Cell Foam	25mm	1000mm x 2000mm
12007030E	EVA45E Yellow Closed Cell Foam	30mm	1000mm x 2000mm
12007035E	EVA45E Yellow Closed Cell Foam	35mm	1000mm x 2000mm
12007040E	EVA45E Yellow Closed Cell Foam	40mm	1000mm x 2000mm
12007045E	EVA45E Yellow Closed Cell Foam	45mm	1000mm x 2000mm
12007050E	EVA45E Yellow Closed Cell Foam	50mm	1000mm x 2000mm

# EVA45 WHITE EXTRUDED FOAM

PRODUCT CODE	DESCRIPTION	THICKNESS	SHEET SIZE
12005003E	EVA45E Black Closed Cell Foam	3mm	1000mm x 2000mm
12005004E	EVA45E Black Closed Cell Foam	4mm	1000mm x 2000mm
12005005E	EVA45E Black Closed Cell Foam	5mm	1000mm x 2000mm
12005006E	EVA45E Black Closed Cell Foam	6mm	1000mm x 2000mm
12005008E	EVA45E Black Closed Cell Foam	8mm	1000mm x 2000mm
12005009E	EVA45E Black Closed Cell Foam	9mm	1000mm x 2000mm
12005010E	EVA45E Black Closed Cell Foam	10mm	1000mm x 2000mm
12005012E	EVA45E Black Closed Cell Foam	12mm	1000mm x 2000mm
12005015E	EVA45E Black Closed Cell Foam	15mm	1000mm x 2000mm
12005020E	EVA45E Black Closed Cell Foam	20mm	1000mm x 2000mm
12005025E	EVA45E Black Closed Cell Foam	25mm	1000mm x 2000mm
12005030E	EVA45E Black Closed Cell Foam	30mm	1000mm x 2000mm
12005035E	EVA45E Black Closed Cell Foam	35mm	1000mm x 2000mm
12005040E	EVA45E Black Closed Cell Foam	40mm	1000mm x 2000mm
12005045E	EVA45E Black Closed Cell Foam	45mm	1000mm x 2000mm
12005050E	EVA45E Black Closed Cell Foam	50mm	1000mm x 2000mm



# EVA75 BLACK FOAM

PRODUCT CODE	DESCRIPTION	THICKNESS	SHEET SIZE
12010003	EVA75 Black Closed Cell Foam	3mm	1000mm x 2000mm
12010004	EVA75 Black Closed Cell Foam	4mm	1000mm x 2000mm
12010005	EVA75 Black Closed Cell Foam	5mm	1000mm x 2000mm
12010006	EVA75 Black Closed Cell Foam	6mm	1000mm x 2000mm
12010008	EVA75 Black Closed Cell Foam	8mm	1000mm x 2000mm
12010009	EVA75 Black Closed Cell Foam	9mm	1000mm x 2000mm
12010010	EVA75 Black Closed Cell Foam	10mm	1000mm x 2000mm
12010012	EVA75 Black Closed Cell Foam	12mm	1000mm x 2000mm
12010015	EVA75 Black Closed Cell Foam	15mm	1000mm x 2000mm
12010020	EVA75 Black Closed Cell Foam	20mm	1000mm x 2000mm
12010025	EVA75 Black Closed Cell Foam	25mm	1000mm x 2000mm
12010030	EVA75 Black Closed Cell Foam	30mm	1000mm x 2000mm
12010035	EVA75 Black Closed Cell Foam	35mm	1000mm x 2000mm
12010040	EVA75 Black Closed Cell Foam	40mm	1000mm x 2000mm
12010045	EVA75 Black Closed Cell Foam	45mm	1000mm x 2000mm
12010050	EVA75 Black Closed Cell Foam	50mm	1000mm x 2000mm

# EVA75 WHITE FOAM

PRODUCT CODE	DESCRIPTION	THICKNESS	SHEET SIZE
12011003	EVA75 White Closed Cell Foam	3mm	1000mm x 2000mm
12011004	EVA75 White Closed Cell Foam	4mm	1000mm x 2000mm
12011005	EVA75 White Closed Cell Foam	5mm	1000mm x 2000mm
12011006	EVA75 White Closed Cell Foam	6mm	1000mm x 2000mm
12011008	EVA75 White Closed Cell Foam	8mm	1000mm x 2000mm
12011009	EVA75 White Closed Cell Foam	9mm	1000mm x 2000mm
12011010	EVA75 White Closed Cell Foam	10mm	1000mm x 2000mm
12011012	EVA75 White Closed Cell Foam	12mm	1000mm x 2000mm
12011015	EVA75 White Closed Cell Foam	15mm	1000mm x 2000mm
12011020	EVA75 White Closed Cell Foam	20mm	1000mm x 2000mm
12011025	EVA75 White Closed Cell Foam	25mm	1000mm x 2000mm
12011030	EVA75 White Closed Cell Foam	30mm	1000mm x 2000mm
12011035	EVA75 White Closed Cell Foam	35mm	1000mm x 2000mm
12011040	EVA75 White Closed Cell Foam	40mm	1000mm x 2000mm
12011045	EVA75 White Closed Cell Foam	45mm	1000mm x 2000mm
12011050	EVA75 White Closed Cell Foam	50mm	1000mm x 2000mm

# EVA75 BLACK EXTRUDED FOAM

PRODUCT CODE	DESCRIPTION	THICKNESS	SHEET SIZE
12010003E	EVA75E Black Closed Cell Foam	3mm	1000mm x 2000mm
12010004E	EVA75E Black Closed Cell Foam	4mm	1000mm x 2000mm
12010005E	EVA75E Black Closed Cell Foam	5mm	1000mm x 2000mm
12010006E	EVA75E Black Closed Cell Foam	6mm	1000mm x 2000mm
12010008E	EVA75E Black Closed Cell Foam	8mm	1000mm x 2000mm
12010009E	EVA75E Black Closed Cell Foam	9mm	1000mm x 2000mm
12010010E	EVA75E Black Closed Cell Foam	10mm	1000mm x 2000mm
12010012E	EVA75E Black Closed Cell Foam	12mm	1000mm x 2000mm
12010015E	EVA75E Black Closed Cell Foam	15mm	1000mm x 2000mm
12010020E	EVA75E Black Closed Cell Foam	20mm	1000mm x 2000mm
12010025E	EVA75E Black Closed Cell Foam	25mm	1000mm x 2000mm
12010030E	EVA75E Black Closed Cell Foam	30mm	1000mm x 2000mm
12010035E	EVA75E Black Closed Cell Foam	35mm	1000mm x 2000mm
12010040E	EVA75E Black Closed Cell Foam	40mm	1000mm x 2000mm
12010045E	EVA75E Black Closed Cell Foam	45mm	1000mm x 2000mm
12010050E	EVA75E Black Closed Cell Foam	50mm	1000mm x 2000mm

# EVA100 BLACK FOAM

PRODUCT CODE	DESCRIPTION	THICKNESS	SHEET SIZE
12015003	EVA100 Black Closed Cell Foam	3mm	1000mm x 2000mm
12015004	EVA100 Black Closed Cell Foam	4mm	1000mm x 2000mm
12015005	EVA100 Black Closed Cell Foam	5mm	1000mm x 2000mm
12015006	EVA100 Black Closed Cell Foam	6mm	1000mm x 2000mm
12015008	EVA100 Black Closed Cell Foam	8mm	1000mm x 2000mm
12015009	EVA100 Black Closed Cell Foam	9mm	1000mm x 2000mm
12015010	EVA100 Black Closed Cell Foam	10mm	1000mm x 2000mm
12015012	EVA100 Black Closed Cell Foam	12mm	1000mm x 2000mm
12015015	EVA100 Black Closed Cell Foam	15mm	1000mm x 2000mm
12015020	EVA100 Black Closed Cell Foam	20mm	1000mm x 2000mm
12015025	EVA100 Black Closed Cell Foam	25mm	1000mm x 2000mm
12015030	EVA100 Black Closed Cell Foam	30mm	1000mm x 2000mm
12015035	EVA100 Black Closed Cell Foam	35mm	1000mm x 2000mm
12015040	EVA100 Black Closed Cell Foam	40mm	1000mm x 2000mm
12015045	EVA100 Black Closed Cell Foam	45mm	1000mm x 2000mm
12015050	EVA100 Black Closed Cell Foam	50mm	1000mm x 2000mm

# EVA100 WHITE FOAM

PRODUCT CODE	DESCRIPTION	THICKNESS	SHEET SIZE
12016003	EVA100 White Closed Cell Foam	3mm	1000mm x 2000mm
12016004	EVA100 White Closed Cell Foam	4mm	1000mm x 2000mm
12016005	EVA100 White Closed Cell Foam	5mm	1000mm x 2000mm
12016006	EVA100 White Closed Cell Foam	6mm	1000mm x 2000mm
12016008	EVA100 White Closed Cell Foam	8mm	1000mm x 2000mm
12016009	EVA100 White Closed Cell Foam	9mm	1000mm x 2000mm
12016010	EVA100 White Closed Cell Foam	10mm	1000mm x 2000mm
12016012	EVA100 White Closed Cell Foam	12mm	1000mm x 2000mm
12016015	EVA100 White Closed Cell Foam	15mm	1000mm x 2000mm
12016020	EVA100 White Closed Cell Foam	20mm	1000mm x 2000mm
12016025	EVA100 White Closed Cell Foam	25mm	1000mm x 2000mm
12016030	EVA100 White Closed Cell Foam	30mm	1000mm x 2000mm
12016035	EVA100 White Closed Cell Foam	35mm	1000mm x 2000mm
12016040	EVA100 White Closed Cell Foam	40mm	1000mm x 2000mm
12016045	EVA100 White Closed Cell Foam	45mm	1000mm x 2000mm
12016050	EVA100 White Closed Cell Foam	50mm	1000mm x 2000mm

# EVA120 BLACK FOAM

PRODUCT CODE	DESCRIPTION	THICKNESS	SHEET SIZE
12020003	EVA120 Black Closed Cell Foam	3mm	1000mm x 2000mm
12020004	EVA120 Black Closed Cell Foam	4mm	1000mm x 2000mm
12020005	EVA120 Black Closed Cell Foam	5mm	1000mm x 2000mm
12020006	EVA120 Black Closed Cell Foam	6mm	1000mm x 2000mm
12020008	EVA120 Black Closed Cell Foam	8mm	1000mm x 2000mm
12020009	EVA120 Black Closed Cell Foam	9mm	1000mm x 2000mm
12020010	EVA120 Black Closed Cell Foam	10mm	1000mm x 2000mm
12020012	EVA120 Black Closed Cell Foam	12mm	1000mm x 2000mm
12020015	EVA120 Black Closed Cell Foam	15mm	1000mm x 2000mm
12020020	EVA120 Black Closed Cell Foam	20mm	1000mm x 2000mm
12020025	EVA120 Black Closed Cell Foam	25mm	1000mm x 2000mm
12020030	EVA120 Black Closed Cell Foam	30mm	1000mm x 2000mm
12020035	EVA120 Black Closed Cell Foam	35mm	1000mm x 2000mm
12020040	EVA120 Black Closed Cell Foam	40mm	1000mm x 2000mm
12020045	EVA120 Black Closed Cell Foam	45mm	1000mm x 2000mm
12020050	EVA120 Black Closed Cell Foam	50mm	1000mm x 2000mm

# EVA120 WHITE FOAM

PRODUCT CODE	DESCRIPTION	THICKNESS	SHEET SIZE
12021003	EVA120 White Closed Cell Foam	3mm	1000mm x 2000mm
12021004	EVA120 White Closed Cell Foam	4mm	1000mm x 2000mm
12021005	EVA120 White Closed Cell Foam	5mm	1000mm x 2000mm
12021006	EVA120 White Closed Cell Foam	6mm	1000mm x 2000mm
12021008	EVA120 White Closed Cell Foam	8mm	1000mm x 2000mm
12021009	EVA120 White Closed Cell Foam	9mm	1000mm x 2000mm
12021010	EVA120 White Closed Cell Foam	10mm	1000mm x 2000mm
12021012	EVA120 White Closed Cell Foam	12mm	1000mm x 2000mm
12021015	EVA120 White Closed Cell Foam	15mm	1000mm x 2000mm
12021020	EVA120 White Closed Cell Foam	20mm	1000mm x 2000mm
12021025	EVA120 White Closed Cell Foam	25mm	1000mm x 2000mm
12021030	EVA120 White Closed Cell Foam	30mm	1000mm x 2000mm
12021035	EVA120 White Closed Cell Foam	35mm	1000mm x 2000mm
12021040	EVA120 White Closed Cell Foam	40mm	1000mm x 2000mm
12021045	EVA120 White Closed Cell Foam	45mm	1000mm x 2000mm
12021050	EVA120 White Closed Cell Foam	50mm	1000mm x 2000mm

# EVA150 BLACK FOAM

PRODUCT CODE	DESCRIPTION	THICKNESS	SHEET SIZE
12000003	EVA150 Black Closed Cell Foam	3mm	1000mm x 2000mm
12000004	EVA150 Black Closed Cell Foam	4mm	1000mm x 2000mm
12000005	EVA150 Black Closed Cell Foam	5mm	1000mm x 2000mm
12000006	EVA150 Black Closed Cell Foam	6mm	1000mm x 2000mm
12000008	EVA150 Black Closed Cell Foam	8mm	1000mm x 2000mm
12000009	EVA150 Black Closed Cell Foam	9mm	1000mm x 2000mm
12000010	EVA150 Black Closed Cell Foam	10mm	1000mm x 2000mm
12000012	EVA150 Black Closed Cell Foam	12mm	1000mm x 2000mm
12000015	EVA150 Black Closed Cell Foam	15mm	1000mm x 2000mm
12000020	EVA150 Black Closed Cell Foam	20mm	1000mm x 2000mm
12000025	EVA150 Black Closed Cell Foam	25mm	1000mm x 2000mm
12000030	EVA150 Black Closed Cell Foam	30mm	1000mm x 2000mm
12000035	EVA150 Black Closed Cell Foam	35mm	1000mm x 2000mm
12000040	EVA150 Black Closed Cell Foam	40mm	1000mm x 2000mm
12000045	EVA150 Black Closed Cell Foam	45mm	1000mm x 2000mm
12000050	EVA150 Black Closed Cell Foam	50mm	1000mm x 2000mm



# EVA150 WHITE FOAM

PRODUCT CODE	DESCRIPTION	THICKNESS	SHEET SIZE
12000003	EVA150 White Closed Cell Foam	3mm	1000mm x 2000mm
12000004	EVA150 White Closed Cell Foam	4mm	1000mm x 2000mm
12000005	EVA150 White Closed Cell Foam	5mm	1000mm x 2000mm
12000006	EVA150 White Closed Cell Foam	6mm	1000mm x 2000mm
12000008	EVA150 White Closed Cell Foam	8mm	1000mm x 2000mm
12000009	EVA150 White Closed Cell Foam	9mm	1000mm x 2000mm
12000010	EVA150 White Closed Cell Foam	10mm	1000mm x 2000mm
12000012	EVA150 White Closed Cell Foam	12mm	1000mm x 2000mm
12000015	EVA150 White Closed Cell Foam	15mm	1000mm x 2000mm
12000020	EVA150 White Closed Cell Foam	20mm	1000mm x 2000mm
12000025	EVA150 White Closed Cell Foam	25mm	1000mm x 2000mm
12000030	EVA150 White Closed Cell Foam	30mm	1000mm x 2000mm
12000035	EVA150 White Closed Cell Foam	35mm	1000mm x 2000mm
12000040	EVA150 White Closed Cell Foam	40mm	1000mm x 2000mm
12000045	EVA150 White Closed Cell Foam	45mm	1000mm x 2000mm
12000050	EVA150 White Closed Cell Foam	50mm	1000mm x 2000mm

# EVA180 BLACK FOAM

PRODUCT CODE	DESCRIPTION	THICKNESS	SHEET SIZE
12000003	EVA180 Black Closed Cell Foam	3mm	1000mm x 2000mm
12000004	EVA180 Black Closed Cell Foam	4mm	1000mm x 2000mm
12000005	EVA180 Black Closed Cell Foam	5mm	1000mm x 2000mm
12000006	EVA180 Black Closed Cell Foam	6mm	1000mm x 2000mm
12000008	EVA180 Black Closed Cell Foam	8mm	1000mm x 2000mm
12000009	EVA180 Black Closed Cell Foam	9mm	1000mm x 2000mm
12000010	EVA180 Black Closed Cell Foam	10mm	1000mm x 2000mm
12000012	EVA180 Black Closed Cell Foam	12mm	1000mm x 2000mm
12000015	EVA180 Black Closed Cell Foam	15mm	1000mm x 2000mm
12000020	EVA180 Black Closed Cell Foam	20mm	1000mm x 2000mm
12000025	EVA180 Black Closed Cell Foam	25mm	1000mm x 2000mm
12000030	EVA180 Black Closed Cell Foam	30mm	1000mm x 2000mm
12000035	EVA180 Black Closed Cell Foam	35mm	1000mm x 2000mm
12000040	EVA180 Black Closed Cell Foam	40mm	1000mm x 2000mm
12000045	EVA180 Black Closed Cell Foam	45mm	1000mm x 2000mm
12000050	EVA180 Black Closed Cell Foam	50mm	1000mm x 2000mm

# EVA180 WHITE FOAM

PRODUCT CODE	DESCRIPTION	THICKNESS	SHEET SIZE
12000003	EVA180 White Closed Cell Foam	3mm	1000mm x 2000mm
12000004	EVA180 White Closed Cell Foam	4mm	1000mm x 2000mm
12000005	EVA180 White Closed Cell Foam	5mm	1000mm x 2000mm
12000006	EVA180 White Closed Cell Foam	6mm	1000mm x 2000mm
12000008	EVA180 White Closed Cell Foam	8mm	1000mm x 2000mm
12000009	EVA180 White Closed Cell Foam	9mm	1000mm x 2000mm
12000010	EVA180 White Closed Cell Foam	10mm	1000mm x 2000mm
12000012	EVA180 White Closed Cell Foam	12mm	1000mm x 2000mm
12000015	EVA180 White Closed Cell Foam	15mm	1000mm x 2000mm
12000020	EVA180 White Closed Cell Foam	20mm	1000mm x 2000mm
12000025	EVA180 White Closed Cell Foam	25mm	1000mm x 2000mm
12000030	EVA180 White Closed Cell Foam	30mm	1000mm x 2000mm
12000035	EVA180 White Closed Cell Foam	35mm	1000mm x 2000mm
12000040	EVA180 White Closed Cell Foam	40mm	1000mm x 2000mm
12000045	EVA180 White Closed Cell Foam	45mm	1000mm x 2000mm
12000050	EVA180 White Closed Cell Foam	50mm	1000mm x 2000mm

# EVA220 BLACK FOAM

PRODUCT CODE	DESCRIPTION	THICKNESS	SHEET SIZE
12000003	EVA220 Black Closed Cell Foam	3mm	1000mm x 2000mm
12000004	EVA220 Black Closed Cell Foam	4mm	1000mm x 2000mm
12000005	EVA220 Black Closed Cell Foam	5mm	1000mm x 2000mm
12000006	EVA220 Black Closed Cell Foam	6mm	1000mm x 2000mm
12000008	EVA220 Black Closed Cell Foam	8mm	1000mm x 2000mm
12000009	EVA220 Black Closed Cell Foam	9mm	1000mm x 2000mm
12000010	EVA220 Black Closed Cell Foam	10mm	1000mm x 2000mm
12000012	EVA220 Black Closed Cell Foam	12mm	1000mm x 2000mm
12000015	EVA220 Black Closed Cell Foam	15mm	1000mm x 2000mm
12000020	EVA220 Black Closed Cell Foam	20mm	1000mm x 2000mm
12000025	EVA220 Black Closed Cell Foam	25mm	1000mm x 2000mm
12000030	EVA220 Black Closed Cell Foam	30mm	1000mm x 2000mm
12000035	EVA220 Black Closed Cell Foam	35mm	1000mm x 2000mm
12000040	EVA220 Black Closed Cell Foam	40mm	1000mm x 2000mm
12000045	EVA220 Black Closed Cell Foam	45mm	1000mm x 2000mm
12000050	EVA220 Black Closed Cell Foam	50mm	1000mm x 2000mm

# EVA220 WHITE FOAM

PRODUCT CODE	DESCRIPTION	THICKNESS	SHEET SIZE
12000003	EVA220 White Closed Cell Foam	3mm	1000mm x 2000mm
12000004	EVA220 White Closed Cell Foam	4mm	1000mm x 2000mm
12000005	EVA220 White Closed Cell Foam	5mm	1000mm x 2000mm
12000006	EVA220 White Closed Cell Foam	6mm	1000mm x 2000mm
12000008	EVA220 White Closed Cell Foam	8mm	1000mm x 2000mm
12000009	EVA220 White Closed Cell Foam	9mm	1000mm x 2000mm
12000010	EVA220 White Closed Cell Foam	10mm	1000mm x 2000mm
12000012	EVA220 White Closed Cell Foam	12mm	1000mm x 2000mm
12000015	EVA220 White Closed Cell Foam	15mm	1000mm x 2000mm
12000020	EVA220 White Closed Cell Foam	20mm	1000mm x 2000mm
12000025	EVA220 White Closed Cell Foam	25mm	1000mm x 2000mm
12000030	EVA220 White Closed Cell Foam	30mm	1000mm x 2000mm
12000035	EVA220 White Closed Cell Foam	35mm	1000mm x 2000mm
12000040	EVA220 White Closed Cell Foam	40mm	1000mm x 2000mm
12000045	EVA220 White Closed Cell Foam	45mm	1000mm x 2000mm
12000050	EVA220 White Closed Cell Foam	50mm	1000mm x 2000mm

# **PE CLOSED CELL FOAM**

## **PE 30 BLACK FOAM**

<b>PRODUCT CODE</b>	<b>DESCRIPTION</b>	<b>THICKNESS</b>	<b>SHEET SIZE</b>
12105003	PE30 Black Closed Cell Foam	3mm	1000mm x 2000mm
12105004	PE30 Black Closed Cell Foam	4mm	1000mm x 2000mm
12105005	PE30 Black Closed Cell Foam	5mm	1000mm x 2000mm
12105006	PE30 Black Closed Cell Foam	6mm	1000mm x 2000mm
12105008	PE30 Black Closed Cell Foam	8mm	1000mm x 2000mm
12105009	PE30 Black Closed Cell Foam	9mm	1000mm x 2000mm
12105010	PE30 Black Closed Cell Foam	10mm	1000mm x 2000mm
12105012	PE30 Black Closed Cell Foam	12mm	1000mm x 2000mm
12105015	PE30 Black Closed Cell Foam	15mm	1000mm x 2000mm
12105020	PE30 Black Closed Cell Foam	20mm	1000mm x 2000mm
12105025	PE30 Black Closed Cell Foam	25mm	1000mm x 2000mm
12105030	PE30 Black Closed Cell Foam	30mm	1000mm x 2000mm
12105035	PE30 Black Closed Cell Foam	35mm	1000mm x 2000mm
12105040	PE30 Black Closed Cell Foam	40mm	1000mm x 2000mm
12105045	PE30 Black Closed Cell Foam	45mm	1000mm x 2000mm
12105050	PE30 Black Closed Cell Foam	50mm	1000mm x 2000mm

## PE 30 BLACK FOAM 'OVERSIZED'

PRODUCT CODE	DESCRIPTION	THICKNESS	SHEET SIZE
12107003	PE30 Black Closed Cell Foam	3mm	1200mm x 2400mm
12107004	PE30 Black Closed Cell Foam	4mm	1200mm x 2400mm
12107005	PE30 Black Closed Cell Foam	5mm	1200mm x 2400mm
12107006	PE30 Black Closed Cell Foam	6mm	1200mm x 2400mm
12107008	PE30 Black Closed Cell Foam	8mm	1200mm x 2400mm
12107009	PE30 Black Closed Cell Foam	9mm	1200mm x 2400mm
12107010	PE30 Black Closed Cell Foam	10mm	1200mm x 2400mm
12107012	PE30 Black Closed Cell Foam	12mm	1200mm x 2400mm
12107015	PE30 Black Closed Cell Foam	15mm	1200mm x 2400mm
12107020	PE30 Black Closed Cell Foam	20mm	1200mm x 2400mm
12107025	PE30 Black Closed Cell Foam	25mm	1200mm x 2400mm
12107030	PE30 Black Closed Cell Foam	30mm	1200mm x 2400mm
12107035	PE30 Black Closed Cell Foam	35mm	1200mm x 2400mm
12107040	PE30 Black Closed Cell Foam	40mm	1200mm x 2400mm
12107045	PE30 Black Closed Cell Foam	45mm	1200mm x 2400mm
12107050	PE30 Black Closed Cell Foam	50mm	1200mm x 2400mm

## PE 30 BLACK EXTRUDED FOAM

PRODUCT CODE	DESCRIPTION	THICKNESS	SHEET SIZE
12105003E	PE30 Black Closed Cell Foam	3mm	1000mm x 2000mm
12105004E	PE30 Black Closed Cell Foam	4mm	1000mm x 2000mm
12105005E	PE30 Black Closed Cell Foam	5mm	1000mm x 2000mm
12105006E	PE30 Black Closed Cell Foam	6mm	1000mm x 2000mm
12105008E	PE30 Black Closed Cell Foam	8mm	1000mm x 2000mm
12105009E	PE30 Black Closed Cell Foam	9mm	1000mm x 2000mm
12105010E	PE30 Black Closed Cell Foam	10mm	1000mm x 2000mm
12105012E	PE30 Black Closed Cell Foam	12mm	1000mm x 2000mm
12105015E	PE30 Black Closed Cell Foam	15mm	1000mm x 2000mm
12105020E	PE30 Black Closed Cell Foam	20mm	1000mm x 2000mm
12105025E	PE30 Black Closed Cell Foam	25mm	1000mm x 2000mm
12105030E	PE30 Black Closed Cell Foam	30mm	1000mm x 2000mm
12105035E	PE30 Black Closed Cell Foam	35mm	1000mm x 2000mm
12105040E	PE30 Black Closed Cell Foam	40mm	1000mm x 2000mm
12105045E	PE30 Black Closed Cell Foam	45mm	1000mm x 2000mm
12105050E	PE30 Black Closed Cell Foam	50mm	1000mm x 2000mm



# PE 30 WHITE FOAM

PRODUCT CODE	DESCRIPTION	THICKNESS	SHEET SIZE
12106003	PE30 White Closed Cell Foam	3mm	1000mm x 2000mm
12106004	PE30 White Closed Cell Foam	4mm	1000mm x 2000mm
12106005	PE30 White Closed Cell Foam	5mm	1000mm x 2000mm
12106006	PE30 White Closed Cell Foam	6mm	1000mm x 2000mm
12106008	PE30 White Closed Cell Foam	8mm	1000mm x 2000mm
12106009	PE30 White Closed Cell Foam	9mm	1000mm x 2000mm
12106010	PE30 White Closed Cell Foam	10mm	1000mm x 2000mm
12106012	PE30 White Closed Cell Foam	12mm	1000mm x 2000mm
12106015	PE30 White Closed Cell Foam	15mm	1000mm x 2000mm
12106020	PE30 White Closed Cell Foam	20mm	1000mm x 2000mm
12106025	PE30 White Closed Cell Foam	25mm	1000mm x 2000mm
12106030	PE30 White Closed Cell Foam	30mm	1000mm x 2000mm
12106035	PE30 White Closed Cell Foam	35mm	1000mm x 2000mm
12106040	PE30 White Closed Cell Foam	40mm	1000mm x 2000mm
12106045	PE30 White Closed Cell Foam	45mm	1000mm x 2000mm
12106050	PE30 White Closed Cell Foam	50mm	1000mm x 2000mm

## PE 30 WHITE 'EXTRUDED FOAM'

PRODUCT CODE	DESCRIPTION	THICKNESS	SHEET SIZE
12106003E	PE30 White Closed Cell Foam	3mm	1000mm x 2000mm
12106004E	PE30 White Closed Cell Foam	4mm	1000mm x 2000mm
12106005E	PE30 White Closed Cell Foam	5mm	1000mm x 2000mm
12106006E	PE30 White Closed Cell Foam	6mm	1000mm x 2000mm
12106008E	PE30 White Closed Cell Foam	8mm	1000mm x 2000mm
12106009E	PE30 White Closed Cell Foam	9mm	1000mm x 2000mm
12106010E	PE30 White Closed Cell Foam	10mm	1000mm x 2000mm
12106012E	PE30 White Closed Cell Foam	12mm	1000mm x 2000mm
12106015E	PE30 White Closed Cell Foam	15mm	1000mm x 2000mm
12106020E	PE30 White Closed Cell Foam	20mm	1000mm x 2000mm
12106025E	PE30 White Closed Cell Foam	25mm	1000mm x 2000mm
12106030E	PE30 White Closed Cell Foam	30mm	1000mm x 2000mm
12106035E	PE30 White Closed Cell Foam	35mm	1000mm x 2000mm
12106040E	PE30 White Closed Cell Foam	40mm	1000mm x 2000mm
12106045E	PE30 White Closed Cell Foam	45mm	1000mm x 2000mm
12106050E	PE30 White Closed Cell Foam	50mm	1000mm x 2000mm

## PE 30 WHITE FOAM 'OVERSIZED'

PRODUCT CODE	DESCRIPTION	THICKNESS	SHEET SIZE
12108003	PE30 White Closed Cell Foam	3mm	1200mm x 2400mm
12108004	PE30 White Closed Cell Foam	4mm	1200mm x 2400mm
12108005	PE30 White Closed Cell Foam	5mm	1200mm x 2400mm
12108006	PE30 White Closed Cell Foam	6mm	1200mm x 2400mm
12108008	PE30 White Closed Cell Foam	8mm	1200mm x 2400mm
12108009	PE30 White Closed Cell Foam	9mm	1200mm x 2400mm
12108010	PE30 White Closed Cell Foam	10mm	1200mm x 2400mm
12108012	PE30 White Closed Cell Foam	12mm	1200mm x 2400mm
12108015	PE30 White Closed Cell Foam	15mm	1200mm x 2400mm
12108020	PE30 White Closed Cell Foam	20mm	1200mm x 2400mm
12108025	PE30 White Closed Cell Foam	25mm	1200mm x 2400mm
12108030	PE30 White Closed Cell Foam	30mm	1200mm x 2400mm
12108035	PE30 White Closed Cell Foam	35mm	1200mm x 2400mm
12108040	PE30 White Closed Cell Foam	40mm	1200mm x 2400mm
12108045	PE30 White Closed Cell Foam	45mm	1200mm x 2400mm
12108050	PE30 White Closed Cell Foam	50mm	1200mm x 2400mm

## PE 45 BLACK FOAM

PRODUCT CODE	DESCRIPTION	THICKNESS	SHEET SIZE
12110003	PE45 Black Closed Cell Foam	3mm	1050mm x 2100mm
12110004	PE45 Black Closed Cell Foam	4mm	1050mm x 2100mm
12110005	PE45 Black Closed Cell Foam	5mm	1050mm x 2100mm
12110006	PE45 Black Closed Cell Foam	6mm	1050mm x 2100mm
12110008	PE45 Black Closed Cell Foam	8mm	1050mm x 2100mm
12110009	PE45 Black Closed Cell Foam	9mm	1050mm x 2100mm
12110010	PE45 Black Closed Cell Foam	10mm	1050mm x 2100mm
12110012	PE45 Black Closed Cell Foam	12mm	1050mm x 2100mm
12110015	PE45 Black Closed Cell Foam	15mm	1050mm x 2100mm
12110020	PE45 Black Closed Cell Foam	20mm	1050mm x 2100mm
12110025	PE45 Black Closed Cell Foam	25mm	1050mm x 2100mm
12110030	PE45 Black Closed Cell Foam	30mm	1050mm x 2100mm
12110035	PE45 Black Closed Cell Foam	35mm	1050mm x 2100mm
12110040	PE45 Black Closed Cell Foam	40mm	1050mm x 2100mm
12110045	PE45 Black Closed Cell Foam	45mm	1050mm x 2100mm
12110050	PE45 Black Closed Cell Foam	50mm	1050mm x 2100mm

## PE 45 BLACK 'EXTRUDED FOAM'

PRODUCT CODE	DESCRIPTION	THICKNESS	SHEET SIZE
12110003E	PE30 Black Closed Cell Foam	3mm	1050mm x 2100mm
12110004E	PE30 Black Closed Cell Foam	4mm	1050mm x 2100mm
12110005E	PE30 Black Closed Cell Foam	5mm	1050mm x 2100mm
12110006E	PE30 Black Closed Cell Foam	6mm	1050mm x 2100mm
12110008E	PE30 Black Closed Cell Foam	8mm	1050mm x 2100mm
12110009E	PE30 Black Closed Cell Foam	9mm	1050mm x 2100mm
12110010E	PE30 Black Closed Cell Foam	10mm	1050mm x 2100mm
12110012E	PE30 Black Closed Cell Foam	12mm	1050mm x 2100mm
12110015E	PE30 Black Closed Cell Foam	15mm	1050mm x 2100mm
12110020E	PE30 Black Closed Cell Foam	20mm	1050mm x 2100mm
12110025E	PE30 Black Closed Cell Foam	25mm	1050mm x 2100mm
12110030E	PE30 Black Closed Cell Foam	30mm	1050mm x 2100mm
12110035E	PE30 Black Closed Cell Foam	35mm	1050mm x 2100mm
12110040E	PE30 Black Closed Cell Foam	40mm	1050mm x 2100mm
12110045E	PE30 Black Closed Cell Foam	45mm	1050mm x 2100mm
12110050E	PE30 Black Closed Cell Foam	50mm	1050mm x 2100mm

# PE 45 WHITE FOAM

PRODUCT CODE	DESCRIPTION	THICKNESS	SHEET SIZE
12111003	PE45 White Closed Cell Foam	3mm	1050mm x 2100mm
12111004	PE45 White Closed Cell Foam	4mm	1050mm x 2100mm
12111005	PE45 White Closed Cell Foam	5mm	1050mm x 2100mm
12111006	PE45 White Closed Cell Foam	6mm	1050mm x 2100mm
12111008	PE45 White Closed Cell Foam	8mm	1050mm x 2100mm
12111009	PE45 White Closed Cell Foam	9mm	1050mm x 2100mm
12111010	PE45 White Closed Cell Foam	10mm	1050mm x 2100mm
12111012	PE45 White Closed Cell Foam	12mm	1050mm x 2100mm
12111015	PE45 White Closed Cell Foam	15mm	1050mm x 2100mm
12111020	PE45 White Closed Cell Foam	20mm	1050mm x 2100mm
12111025	PE45 White Closed Cell Foam	25mm	1050mm x 2100mm
12111030	PE45 White Closed Cell Foam	30mm	1050mm x 2100mm
12111035	PE45 White Closed Cell Foam	35mm	1050mm x 2100mm
12111040	PE45 White Closed Cell Foam	40mm	1050mm x 2100mm
12111045	PE45 White Closed Cell Foam	45mm	1050mm x 2100mm
12111050	PE45 White Closed Cell Foam	50mm	1050mm x 2100mm

## PE 45 BLUE 'EXTRUDED FOAM'

PRODUCT CODE	DESCRIPTION	THICKNESS	SHEET SIZE
12112003E	PE45 Blue Closed Cell Foam	3mm	1050mm x 2100mm
12112004E	PE45 Blue Closed Cell Foam	4mm	1050mm x 2100mm
12112005E	PE45 Blue Closed Cell Foam	5mm	1050mm x 2100mm
12105006E	PE45 Blue Closed Cell Foam	6mm	1050mm x 2100mm
12112008E	PE45 Blue Closed Cell Foam	8mm	1050mm x 2100mm
12112009E	PE45 Blue Closed Cell Foam	9mm	1050mm x 2100mm
12112010E	PE45 Blue Closed Cell Foam	10mm	1050mm x 2100mm
12112012E	PE45 Blue Closed Cell Foam	12mm	1050mm x 2100mm
12112015E	PE45 Blue Closed Cell Foam	15mm	1050mm x 2100mm
12112020E	PE45 Blue Closed Cell Foam	20mm	1050mm x 2100mm
12112025E	PE45 Blue Closed Cell Foam	25mm	1050mm x 2100mm
1211203E	PE45 Blue Closed Cell Foam	30mm	1050mm x 2100mm
12112035E	PE45 Blue Closed Cell Foam	35mm	1050mm x 2100mm
12112040E	PE45 Blue Closed Cell Foam	40mm	1050mm x 2100mm
12112045E	PE45 Blue Closed Cell Foam	45mm	1050mm x 2100mm
12112050E	PE45 Blue Closed Cell Foam	50mm	1050mm x 2100mm

# PE 75 BLACK FOAM

PRODUCT CODE	DESCRIPTION	THICKNESS	SHEET SIZE
12115003	PE75 Black Closed Cell Foam	3mm	1050mm x 2050mm
12115004	PE75 Black Closed Cell Foam	4mm	1050mm x 2050mm
12115005	PE75 Black Closed Cell Foam	5mm	1050mm x 2050mm
12115006	PE75 Black Closed Cell Foam	6mm	1050mm x 2050mm
12115008	PE75 Black Closed Cell Foam	8mm	1050mm x 2050mm
12115009	PE75 Black Closed Cell Foam	9mm	1050mm x 2050mm
12115010	PE75 Black Closed Cell Foam	10mm	1050mm x 2050mm
12115012	PE75 Black Closed Cell Foam	12mm	1050mm x 2050mm
12115015	PE75 Black Closed Cell Foam	15mm	1050mm x 2050mm
12115020	PE75 Black Closed Cell Foam	20mm	1050mm x 2050mm
12115025	PE75 Black Closed Cell Foam	25mm	1050mm x 2050mm
12115030	PE75 Black Closed Cell Foam	30mm	1050mm x 2050mm
12115035	PE75 Black Closed Cell Foam	35mm	1050mm x 2050mm
12115040	PE75 Black Closed Cell Foam	40mm	1050mm x 2050mm
12115045	PE75 Black Closed Cell Foam	45mm	1050mm x 2050mm
12115050	PE75 Black Closed Cell Foam	50mm	1050mm x 2050mm



# PE 75 WHITE FOAM

PRODUCT CODE	DESCRIPTION	THICKNESS	SHEET SIZE
12116003	PE75 White Closed Cell Foam	3mm	1050mm x 2050mm
12116004	PE75 White Closed Cell Foam	4mm	1050mm x 2050mm
12116005	PE75 White Closed Cell Foam	5mm	1050mm x 2050mm
12116006	PE75 White Closed Cell Foam	6mm	1050mm x 2050mm
12116008	PE75 White Closed Cell Foam	8mm	1050mm x 2050mm
12116009	PE75 White Closed Cell Foam	9mm	1050mm x 2050mm
12116010	PE75 White Closed Cell Foam	10mm	1050mm x 2050mm
12116012	PE75 White Closed Cell Foam	12mm	1050mm x 2050mm
12116015	PE75 White Closed Cell Foam	15mm	1050mm x 2050mm
12116020	PE75 White Closed Cell Foam	20mm	1050mm x 2050mm
12116025	PE75 White Closed Cell Foam	25mm	1050mm x 2050mm
12116030	PE75 White Closed Cell Foam	30mm	1050mm x 2050mm
12116035	PE75 White Closed Cell Foam	35mm	1050mm x 2050mm
12116040	PE75 White Closed Cell Foam	40mm	1050mm x 2050mm
12116045	PE75 White Closed Cell Foam	45mm	1050mm x 2050mm
12116050	PE75 White Closed Cell Foam	50mm	1050mm x 2050mm

# PE 100 BLACK FOAM

PRODUCT CODE	DESCRIPTION	THICKNESS	SHEET SIZE
12120003	PE100 Black Closed Cell Foam	3mm	1020mm x 2400mm
12120004	PE100 Black Closed Cell Foam	4mm	1020mm x 2400mm
12120005	PE100 Black Closed Cell Foam	5mm	1020mm x 2400mm
12120006	PE100 Black Closed Cell Foam	6mm	1020mm x 2400mm
12120008	PE100 Black Closed Cell Foam	8mm	1020mm x 2400mm
12120009	PE100 Black Closed Cell Foam	9mm	1020mm x 2400mm
12120010	PE100 Black Closed Cell Foam	10mm	1020mm x 2400mm
12116012	PE100 Black Closed Cell Foam	12mm	1020mm x 2400mm
12120015	PE100 Black Closed Cell Foam	15mm	1020mm x 2400mm
12122020	PE100 Black Closed Cell Foam	20mm	1020mm x 2400mm
12120025	PE100 Black Closed Cell Foam	25mm	1020mm x 2400mm
12120030	PE100 Black Closed Cell Foam	30mm	1020mm x 2400mm
12120035	PE100 Black Closed Cell Foam	35mm	1020mm x 2400mm
12120040	PE100 Black Closed Cell Foam	40mm	1020mm x 2400mm
12120045	PE100 Black Closed Cell Foam	45mm	1020mm x 2400mm
12120050	PE100 Black Closed Cell Foam	50mm	1020mm x 2400mm

## PE 100 BLACK 'EXTRUDED FOAM'

PRODUCT CODE	DESCRIPTION	THICKNESS	SHEET SIZE
12120003E	PE100 Black Closed Cell Foam	3mm	1020mm x 2400mm
12120004E	PE100 Black Closed Cell Foam	4mm	1020mm x 2400mm
12120005E	PE100 Black Closed Cell Foam	5mm	1020mm x 2400mm
12120006E	PE100 Black Closed Cell Foam	6mm	1020mm x 2400mm
12120008E	PE100 Black Closed Cell Foam	8mm	1020mm x 2400mm
12120009E	PE100 Black Closed Cell Foam	9mm	1020mm x 2400mm
12120010E	PE100 Black Closed Cell Foam	10mm	1020mm x 2400mm
12120012E	PE100 Black Closed Cell Foam	12mm	1020mm x 2400mm
12120015E	PE100 Black Closed Cell Foam	15mm	1020mm x 2400mm
12120020E	PE100 Black Closed Cell Foam	20mm	1020mm x 2400mm
12120025E	PE100 Black Closed Cell Foam	25mm	1020mm x 2400mm
12120030E	PE100 Black Closed Cell Foam	30mm	1020mm x 2400mm
12120035E	PE100 Black Closed Cell Foam	35mm	1020mm x 2400mm
12120040E	PE100 Black Closed Cell Foam	40mm	1020mm x 2400mm
12120045E	PE100 Black Closed Cell Foam	45mm	1020mm x 2400mm
12120050E	PE100 Black Closed Cell Foam	50mm	1020mm x 2400mm

# PE 100 WHITE FOAM

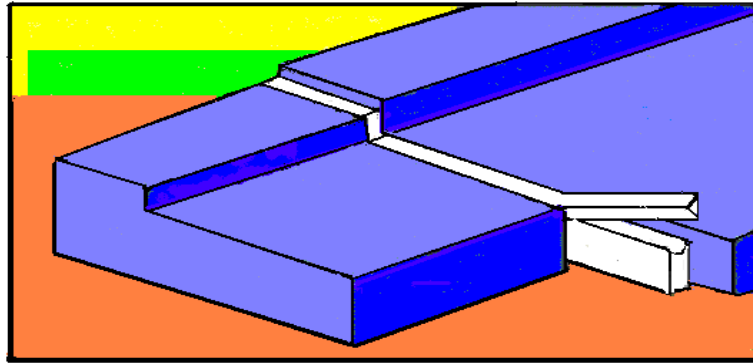
PRODUCT CODE	DESCRIPTION	THICKNESS	SHEET SIZE
12130003	PE100 White Closed Cell Foam	3mm	1020mm x 2400mm
12130004	PE100 White Closed Cell Foam	4mm	1020mm x 2400mm
12130005	PE100 White Closed Cell Foam	5mm	1020mm x 2400mm
12130006	PE100 White Closed Cell Foam	6mm	1020mm x 2400mm
12130008	PE100 White Closed Cell Foam	8mm	1020mm x 2400mm
12130009	PE100 White Closed Cell Foam	9mm	1020mm x 2400mm
12130010	PE100 White Closed Cell Foam	10mm	1020mm x 2400mm
12130012	PE100 White Closed Cell Foam	12mm	1020mm x 2400mm
12130015	PE100 White Closed Cell Foam	15mm	1020mm x 2400mm
12130020	PE100 White Closed Cell Foam	20mm	1020mm x 2400mm
12130025	PE100 White Closed Cell Foam	25mm	1020mm x 2400mm
12130030	PE100 White Closed Cell Foam	30mm	1020mm x 2400mm
12130035	PE100 White Closed Cell Foam	35mm	1020mm x 2400mm
12130040	PE100 White Closed Cell Foam	40mm	1020mm x 2400mm
12130045	PE100 White Closed Cell Foam	45mm	1020mm x 2400mm
12130050	PE100 White Closed Cell Foam	50mm	1020mm x 2400mm

# PE 130 WHITE FOAM

PRODUCT CODE	DESCRIPTION	THICKNESS	SHEET SIZE
12140003	PE130 White Closed Cell Foam	3mm	1000mm x 2000mm
12140004	PE130 White Closed Cell Foam	4mm	1000mm x 2000mm
12140005	PE130 White Closed Cell Foam	5mm	1000mm x 2000mm
12140006	PE130 White Closed Cell Foam	6mm	1000mm x 2000mm
12140008	PE130 White Closed Cell Foam	8mm	1000mm x 2000mm
12140009	PE130 White Closed Cell Foam	9mm	1000mm x 2000mm
12140010	PE130 White Closed Cell Foam	10mm	1000mm x 2000mm
12140012	PE130 White Closed Cell Foam	12mm	1000mm x 2000mm
12140015	PE130 White Closed Cell Foam	15mm	1000mm x 2000mm
12140020	PE130 White Closed Cell Foam	20mm	1000mm x 2000mm
12140025	PE130 White Closed Cell Foam	25mm	1000mm x 2000mm
12140030	PE130 White Closed Cell Foam	30mm	1000mm x 2000mm
12140035	PE130 White Closed Cell Foam	35mm	1000mm x 2000mm
12140040	PE130 White Closed Cell Foam	40mm	1000mm x 2000mm
12140045	PE130 White Closed Cell Foam	45mm	1000mm x 2000mm
12140050	PE130 White Closed Cell Foam	50mm	1000mm x 2000mm

# **EXPANSION JOINT FILLER**

- J.W.ROGERS PTY LTD Expansion Joint is a closed cell chemically cross-linked polyethylene foam, supplied slit into operational sizes with a zipped tear off edge



## **APPLICATIONS:**

- J.W.ROGERS PTY LTD Expansion Joint specifically designed to act as joint filler in concrete slabs, allowing the concrete to expand and contract with the changes in the weather. It also has applications in brick, block work, insulating joints, hinge joints, deck slabs, retaining walls, subways, bridges and culverts.

## **EASY TO USE:**

- J.W.ROGERS PTY LTD Expansion Joint is lightweight and can be easily cut with a knife.

## **USER FRIENDLY:**

- J.W.ROGERS PTY LTD Expansion Joint does not emit dust or fibre particles, so protective clothing is not necessary during installation.

## **SPECIAL FEATURES:**

- J.W.ROGERS PTY LTD Expansion Joint has excellent UV resistant and will not assist the growth of fungi and mould. It is unaffected by most acids, alkalis, alcohols, detergents and petrochemicals.

## **ENVIROMENTALLY FRIENDLY:**

- J.W.ROGERS PTY LTD Expansion Joint is produced without the use of CFC, HCFC, or HC's and is free of cadmium, lead stabilizers, tin organic substances and other heavy metals.

## **WATER ABSORPTION:**

- J.W.ROGERS PTY LTD Expansion Joint is a closed cell foam and will absorb only negligible moisture.

## **COMBUSTION PERFORMANCE:**

- J.W.ROGERS PTY LTD Expansion Joint when tested to AS1530.3 – 1989 produced a smoke release index of 0-1, and was observed to self extinguish as soon as the flame source was removed.

## **TOXICITY:**

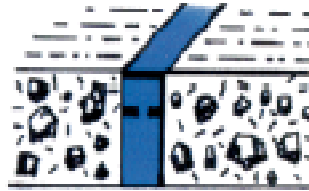
- The smoke developed by J.W.ROGERS PTY LTD Expansion Joint during combustion will contain mostly carbon dioxide.

## **AVAILABLE SIZES:**

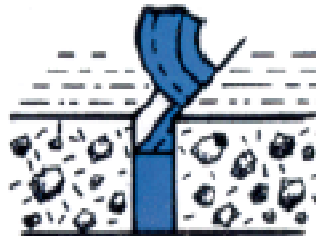
- J.W.ROGERS PTY LTD Expansion Joint comes in standard 10mm thickness, 25mtr long rolls and 50, 75, 100, 125, 150, 200, 250, 300mm widths. Other thickness and width s are available to order.

## TYPICAL INSTALLATION

- Place the J.W.ROGERS PTY LTD Expansion Joint between the concrete slabs.



- Wait for the concrete to cure, remove the zipper tear off strip, leaving a small gap.



- Apply a suitable sealant to fill the remaining, gap in the concrete





## PE FLEXIBLE EXPANSION JOINTING (ZIPPED)

<b>PRODUCT CODE</b>	<b>WIDTH ( MM )</b>	<b>LENGTH ( MTRS )</b>	<b>THICKNESS ( MM )</b>
12200001	50	25	10
12200002	75	25	10
12200003	100	25	10
12200004	125	25	10
12200005	150	25	10
12200006	200	25	10
12200007	250	25	10
12200008	300	25	10
12201001	50	20	12
12201002	75	20	12
12201003	100	20	12
12201004	125	20	12
12201005	150	20	12
12201006	200	20	12
12201007	250	20	12
12201008	300	20	12

# **BACKING ROD**

## **CHARACTERISTICS:**

- Compatible with all leading sealants
- Available in a full range diameters from 6mm to 50mm
- Excellent rebound recovery
- Round profile enables sealant to form correct profile for optimum movement
- Saves money by minimizing the amount of sealant required suitable for horizontal and vertical joints, sealing of internal wall joints, draft proofing and sealing windows.

Note: 30 mm, 40 mm & 50 mm are supplied in 2 metre lengths.  
(All other sizes are in coils)

<b><i>JWR Part Code</i></b>	<b><i>Product Description</i></b>
12500006	6mm Diametre x 1000 Metres (WHITE)
12500010	10mm Diametre x 1000 Metres (WHITE)
12150013	13mm Diametre x 1000 Metres (WHITE)
12500015	15mm Diametre x 1000 Metres (WHITE)
12500020	20mm Diametre x 1000 Metres (WHITE)
12500025	25mm Diametre x 1000 Metres (WHITE)
12500030	30mm Diametre x 1000 Metres (WHITE)
12500040	40mm Diametre x 1000 Metres (WHITE)
12500050	50mm Diametre x 1000 Metres (WHITE)

# PIPE LAGGING

## PIPE INSULATION:



All grades of have similar performance in relation to operating temperature, thermal conductivity, non-toxicity & moisture absorption.

Fire performance, noise attenuation, chemical resistance, size & wall

thickness availability & cost are factors that will in selection of a specific type.



lead

## 5MM PIPE LAGGING

<b>JWR Part Code</b>	<b>Product Description</b>
12800050	25 METRES x 50 MM x 5 MM
12800075	25 METRES x 75 MM x 5 MM
12800100	25 METRES x 100 MM x 5 MM
12800125	25 METRES x 125 MM x 5 MM
12800150	25 METRES x 150 MM x 5 MM
12800200	25 METRES x 200 MM x 5 MM
12800250	25 METRES x 250 MM x 5 MM
12800300	25 METRES x 300 MM x 5 MM

## 10MM PIPE LAGGING

<b>JWR Part Code</b>	<b>Product Description</b>
12900050	25 METRES x 50MM x 10 MM
12900075	25 METRES x 75 MM x 10 MM
12900100	25 METRES x 100 MM x 10 MM
12900125	25 METRES x 125 MM x 10 MM
12900150	25 METRES x 150 MM x 10 MM
12900200	25 METRES x 200 MM x 10 MM
12900250	25 METRES x 250 MM x 10 MM
12900300	25 METRES x 300 MM x 10 MM

# **RIGID JOINT**

## **10MM RIGID JOINT**

<b><i>JWR Part Code</i></b>	<b><i>Product Description</i></b>
12600050	2400MM x 50MM x 10MM
12600075	2400MM x 75MM x 10MM
12600100	2400MM x 100MM x 10MM
12600125	2400MM x 125MM x 10MM
12600150	2400MM x 150MM x 10MM
12600200	2400MM x 200MM x 10MM
12600250	2400MM x 250MM x 10MM
12600300	2400MM x 300MM x 10MM

## **20MM RIGID JOINT**

<b><i>JWR Part Code</i></b>	<b><i>Product Description</i></b>
12700050	2400MM x 50MM x 20MM
12700075	2400MM x 75MM x 20MM
12700100	2400MM x 100MM x 20MM
12700125	2400MM x 125MM x 20MM
12700150	2400MM x 150MM x 20MM
12700200	2400MM x 200MM x 20MM
12700250	2400MM x 250MM x 20MM
12700300	2400MM x 300MM x 20MM

# **ROOF INFILL STRIPS**

## **CHARACTERISTICS:**

- Used for eaves and undersides of flashing to protect against dust, insects, birds, rodents and wind-driven rain. Top and bottom profiles are available.

<b><i>JWR Part Code</i></b>	<b><i>Pack Description</i></b>	<b><i>Product Description</i></b>
	CORRUGATED BULK PACK	910MM x 25MM x 20MM
	CORRUGATED RETAIL PACK	
	GRECA BULK PACK	925MM x 25MM x 20MM
	GRECA RETAIL PACK	
	TRIMDECK BOTTOM BULK PACK	980MM x 40MM x 20MM
	TRIMDECK BOTTOM RETAIL PACK	
	TRIMDECK TOP BULK PACK	970MM x 40MM x 20MM
	TRIMDECK TOP RETAIL PACK	
	SUPER 66 BULK PACK	910MM x 57MM x 20MM
	SUPER 66 RETAIL PACK	
	SPANDEK BULK PACK	940MM x 25MM x 20MM
	SPANDEK RETAIL PACK	

# **PACKAGING MATERIALS**

## **TAPE POLYPROPYLENE PACKAGING**

<b>PRODUCT CODE</b>	<b>COLOUR</b>	<b>WIDTH (MM)</b>	<b>LENGTH (MTRS)</b>	<b>CARTON QUALITY</b>
9550	Brown	24.0	75	72
9551	Brown	36.0	75	48
9552	Brown	48.0	75	36
9553	Transparent	24.0	75	72
9554	Transparent	36.0	75	48
9555	Transparent	48.0	75	36

## **TAPE MASKING GENERAL PURPOSE**

<b>PRODUCT CODE</b>	<b>COLOUR</b>	<b>WIDTH (MM)</b>	<b>LENGTH (MTRS)</b>	<b>CARTON QUALITY</b>
9425	Cream	18.0	50	48
9423	Cream	24.0	50	36
9420	Cream	36.0	50	24
9421	Cream	48.0	50	24

## **TAPE PVC JOINING (DUCT TAPE)**

<b>PRODUCT CODE</b>	<b>COLOUR</b>	<b>SIZE (MM)</b>	<b>LENGTH (MTRS)</b>	<b>CARTON QUALITY</b>
9590	Silver	48.0	30	60
9527	Black	48.0	30	60

## **TAPE DISPENSER**

<b>PRODUCT CODE</b>	<b>DESCRIPTION</b>
12055	Packaging Tape Pistol Grip

## **ADHESIVE ENVELOPES**

<b>PRODUCT CODE</b>	<b>TYPE</b>	<b>SIZE (MM)</b>	<b>CARTON QUALITY</b>
11295	Documents Enclosed	150mm X 110mm	1000
11991	Packing Slip Enclosed	140mm X 115mm	1000

***\*\* Remember ROGERS for Rubber & Plastic \*\****

## POLY STRAPPING

<b>PRODUCT CODE</b>	<b>WIDTH ( MM )</b>	<b>LENGTH ( MTRS )</b>
14540	12.0	1000
14560	15.0	1000

## POLY BUCKLES

<b>PRODUCT CODE</b>	<b>SIZE ( MM )</b>	<b>CARTON QUALITY</b>
14640	12.0	1000
14660	15.0	1000

## BUBBLE WRAP

<b>PRODUCT CODE</b>	<b>COLOUR</b>	<b>SIZE ( MM )</b>	<b>WIDTH ( MM )</b>	<b>LENGTH ( MTRS )</b>
45002	Natural	10.0	1500	100
45003	Natural	10.0	750	100
45004	Natural	10.0	500	100

## BUBBLE WRAP ANTISTATIC

<b>PRODUCT CODE</b>	<b>COLOUR</b>	<b>SIZE ( MM )</b>	<b>WIDTH ( MM )</b>	<b>LENGTH ( MTRS )</b>
45031	Pink	10.0	1500	100

## CORRUGATED CARDBOARD

<b>PRODUCT CODE</b>	<b>COLOUR</b>	<b>WIDTH ( MM )</b>
45502	Brown	1525

# **STRETCH WRAP**

## **STRETCH FILM**

<b>PRODUCT CODE</b>	<b>COLOUR</b>	<b>THICKNESS ( UM )</b>	<b>WIDTH ( MM )</b>	<b>LENGTH ( MTRS )</b>	<b>ORIGIN</b>
45110	Clear	20UM	500	450	Imported
45125	Clear	25UM	500	450	Imported
20601	Clear	20UM	500	450	Australian
20603	Clear	25UM	500	450	Australian
20611	Black	20UM	500	450	Australian
20613	Black	25UM	500	400	Australian

## **STRETCHWRAP DISPENSER**

<b>PRODUCT CODE</b>	<b>DESCRIPTION</b>
20680	Stretchwrap Dispenser (Hand Hold)

## **PALLET BAGS (PERFERATED ROLLS)**

<b>PRODUCT CODE</b>	<b>COLOUR</b>	<b>THICKNESS ( UM )</b>	<b>HEIGHT ( MM )</b>	<b>BREATH ( MM )</b>	<b>BAGS PER ROLL</b>
20410	Natural	100UM	1850	1220mm X 1220mm	25
20417	Natural	100UM	2600	1220mm X 1220mm	25
20420	Natural	150UM	1850	1220mm X 1220mm	25

## **PALLET TOP SHEETS (PERFERETED ROLL)**

<b>PRODUCT CODE</b>	<b>COLOUR</b>	<b>THICKNESS ( UM )</b>	<b>SIZE ( MM )</b>	<b>SHEETS PER ROLL</b>
20650	Natural	25UM	1680mm X 1680mm	250



## BLUE PERFERATED SHEETS

<b>PRODUCT CODE</b>	<b>COLOUR</b>	<b>THICKNESS ( UM )</b>	<b>SIZE ( MM )</b>	<b>SHEETS PER ROLL</b>
55900	Blue	38UM	1820mm X 910mm	340

## ASBESTOS REMOVAL BAGS

<b>PRODUCT CODE</b>	<b>COLOUR</b>	<b>THICKNESS ( UM )</b>	<b>HEIGHT ( MM )</b>	<b>WIDTH ( MM )</b>
20450	Natural	200UM	1000	650